



IOP Publishing | science first

Publishing your paper in IOP journals

Dr Chun Xiong (熊春)

Publishing Editor/出版编辑

IOP Beijing Office/英国物理学会 (IOP) 北京代表处

chun.xiong@iop.org

China.iop.org, IOPScience.iop.org

ABOUT IOP PUBLISHING



www.ioppublishing.org

70
JOURNALS AND
MAGAZINES

30,000
ARTICLES

29
MILLION
DOWNLOADS

Outline

- Choosing your journal
- Writing your paper
- Peer Review
- IOP's Top 10 tips for getting published
- IOP Beijing Office & Papers from China
- Questions

● Choosing your journal



Deciding on the right journal for your paper

- First things first:
 - Decide your first-choice journal **before even writing your paper!**
 - Which journal will give you the **most recognition** for your work?
 - What is your back up?




Deciding on the right journal for your paper

- What other factors do you need to consider?
 - Audience
 - Scope
 - Reputation
 - Impact/visibility
 - Speed of peer review



Deciding on the right journal for your paper

- What other factors do you need to consider?
 - Open access or subscription model
 - Copyright policy
 - Costs (pages/figures etc.)



Deciding on the right journal for your paper

- What other factors do you need to consider?
 - Editorial Board
 - Reputation of Publishers
 - Other Metrics - e.g. Impact Factor



A= Number of articles published in 2011, **B**= Number of articles published in 2012







C= Total Number of citations in 2013 to articles published in 2011 and 2012

$$\text{Impact Factor (2013)} = C/(A+B)$$

Deciding on the right journal for your paper

- IOP aims to make the submission process as simple as possible for authors:
 - No set submission format for your manuscript
 - Any relevant supplementary data
 - Upload a file direct from the arXiv
 - Track your article's progress online
 - Send us your compressed and archived files
- Every IOP journal has full information on its homepage

Deciding on the right journal for your paper



IOP Journals use Scholar One

The screenshot shows a web browser window displaying the ScholarOne Manuscripts interface for IOP Nanotechnology. The browser's address bar shows the URL `mc04.manuscriptcentral.com/nano-iop`. The page header includes the IOP logo and the journal title "Nanotechnology". Navigation links for "Log In" and "Create An Account" are visible. The main content area features a "Log In" section with a welcome message and instructions for users. Below this, there is a "Log In" form with fields for "User ID" and "Password", and a "Log In" button. A "Password Help" section is also present, with an "E-Mail Address" field and a "Go" button. On the right side, there are sections for "New User?" with a "Register here" link, and "Resources" with links for "User Tutorials" and "Home Page". A small thumbnail image of the journal cover is displayed on the left side of the login form.

ScholarOne Manuscripts™ Instructions, Forms & Policies Help

IOP Nanotechnology

[Log In](#) [Create An Account](#)


Log In

Welcome to the **Nanotechnology** manuscript submission and peer-review site. To Log In, enter your User ID and Password into the boxes below, then click 'Log In'. If you are unsure about whether or not you have an account, or have forgotten your password, enter your e-mail address into the 'Password Help' section below. If you do not have an account, click on the 'Create An Account' link above.

This site uses cookies. By continuing to use this site you agree to the use of cookies. To find out more, see IOP Publishing's [Privacy and Cookies policy](#).

Log In

Log in here if you are already a registered user.

 User ID:

Password: [Log In](#)

Password Help. Enter your e-mail address to receive an e-mail with your account information.

E-Mail Address: [Go](#)

New User?

[Register here](#)

Resources

- [User Tutorials](#)
- [Home Page](#)

Submitting a new manuscript

Firefox | ScholarOne Manuscripts | mc04.manuscriptcentral.com/nano-iop

Main Menu / Author Dashboard / Manuscript Submission

Author Center Submit a Manuscript

Select your manuscript type. Enter your title and abstract into the appropriate boxes below. If you need to insert a special character, click the 'Special Characters' button. When you are finished, click 'Save and Continue'. [Read More ...](#)

- 1 Article Information
- 2 Keywords
- 3 Author Information
- 4 Referees
- 5 Policies & Information
- 6 File Upload
- 7 Review & Submit

Manuscript Type

Manuscript Type:

Title (Limit 300 characters)


Press Control-V (or Cmd-V) to Paste

Abstract (Limit 300 words)

Press Control-V (or Cmd-V) to Paste

Funding Institutions req

● Writing Your Paper




Writing Your Paper

- Before you start:
 - Consider your choice of journal
 - Decide on the key message of your paper
 - Assess your main results
 - Prepare an outline: topic, contexts, significance
 - Think about permissions and copyright for images etc.



Writing Your Paper – Scientific merits of the paper

- Focus on **new** and **important** research results (trunks and branches)
- Make sure the language is **clear** and **precise**, especially your conclusions
- Figures and tables are **clear**
- Paper is of the **right** length (type of articles)



Writing Your Paper – The structure of the paper


- **Title** – Concise yet informative; draws attention of the reader
- **Abstract** – Summarizes paper into a single paragraph
- **Introduction**
 - Describe the **main goals**
 - Set the work in the **context** of previous research
 - Cite all **relevant** references



Writing Your Paper – The structure of the paper

● Methods, Results and Discussion

- Show your data in an **organized** manner
- Show the **significance and impact** of your results
- **Compare** with other published work
- Discuss the **implications and applications**



Writing Your Paper – The structure of the paper

● Conclusion

- **Summarize** your major points
- **Highlight** the novelty and significance of your work
- Answer questions put in the Introduction
- Include your **plans** for future work

● References – **objective** and **up-to-date**

● Acknowledgements – Recognize the **contribution** of funders or other assistance



Writing Your Paper

- Get feedback and comments on your paper before submission
 - Your supervisor
 - Other colleagues
 - Internal review
- Make changes following their input
- Get help from a fluent English speaker if you need it




Writing Your Paper

- Copyright and permissions have to be considered
- Do you need permission to use photographs, images, charts, tables or graphs you have included in your work?
- You'll need permission to use anything where copyright is owned by a third party
- Guidance can be found here:
copyright.iop.org




● Peer Review

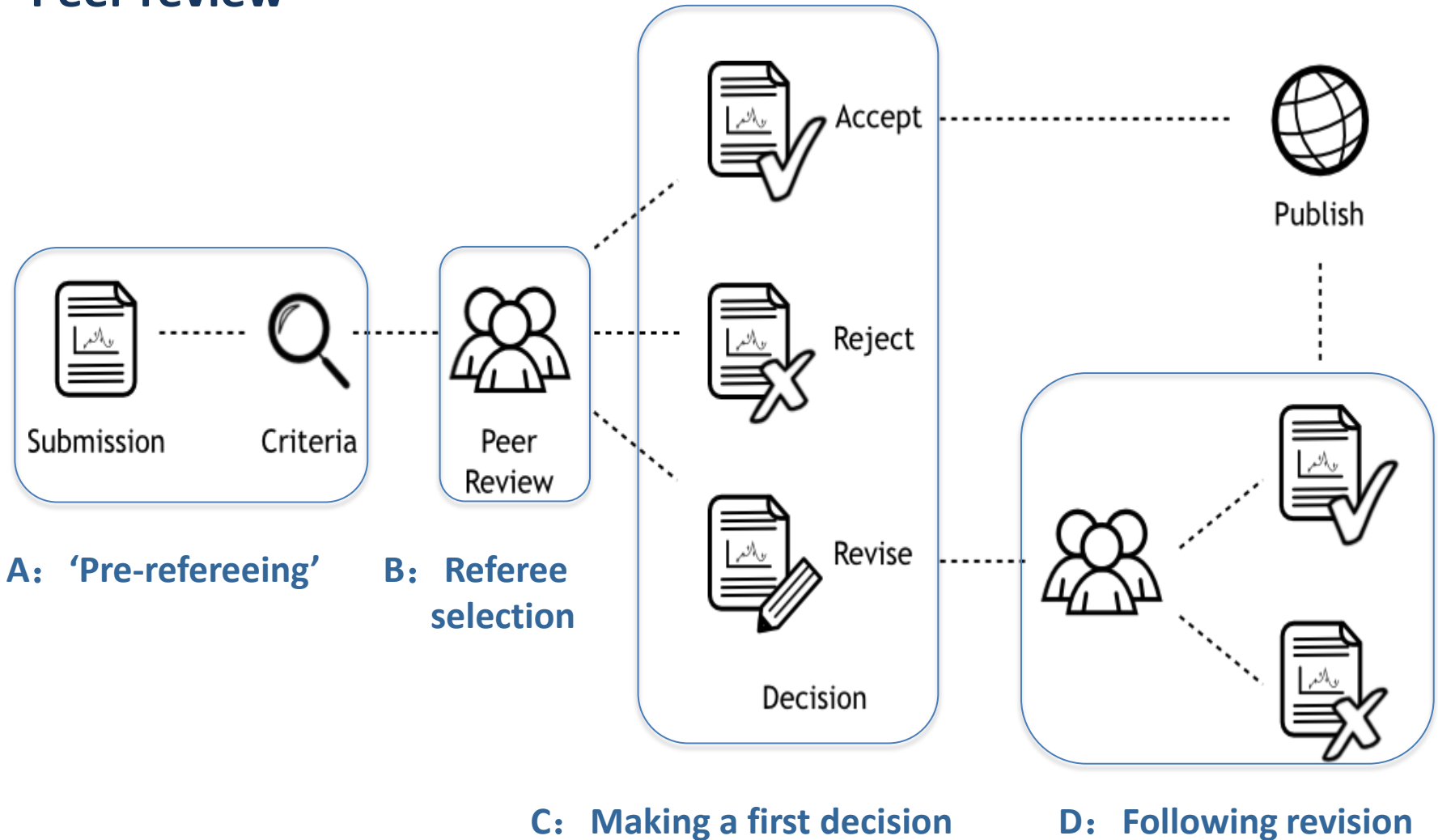


Peer Review

- Vital part of publishing
- Gives the scientific community and the public a **reliable indicator** on what to believe
- Gives authors feedback that can help to improve a paper
- Critical filter for scientific quality control
- Helps editors decide what to publish

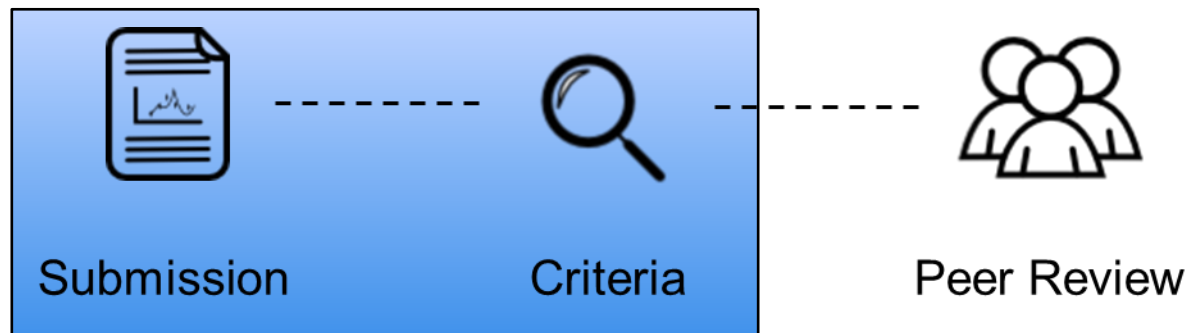


Peer review



A: 'Pre-refereeing'

- The editorial team review all submissions
 - Check for content, originality, novelty and scope
 - Delete plagiarism and duplication
 - Consult the journal's Editorial Board



A: 'Pre-refereeing'

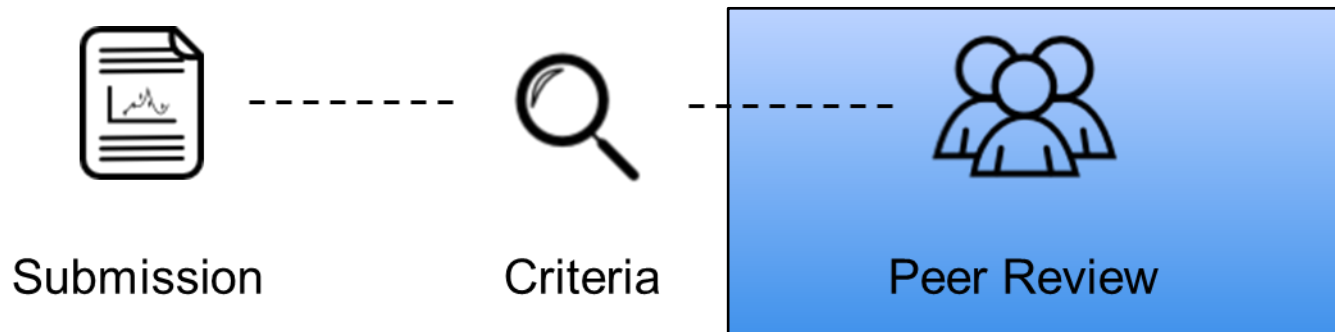
'Pre-refereeing' - Check for content, originality, novelty and scope

To filter out:

- Incremental papers – a very small advance on earlier work
- Papers outside of the journal's scope
- Papers that do not have enough content or new data for the journal - the expected quality level may vary between journals
- Papers that reproduce earlier work – including text and including the author's own previous work

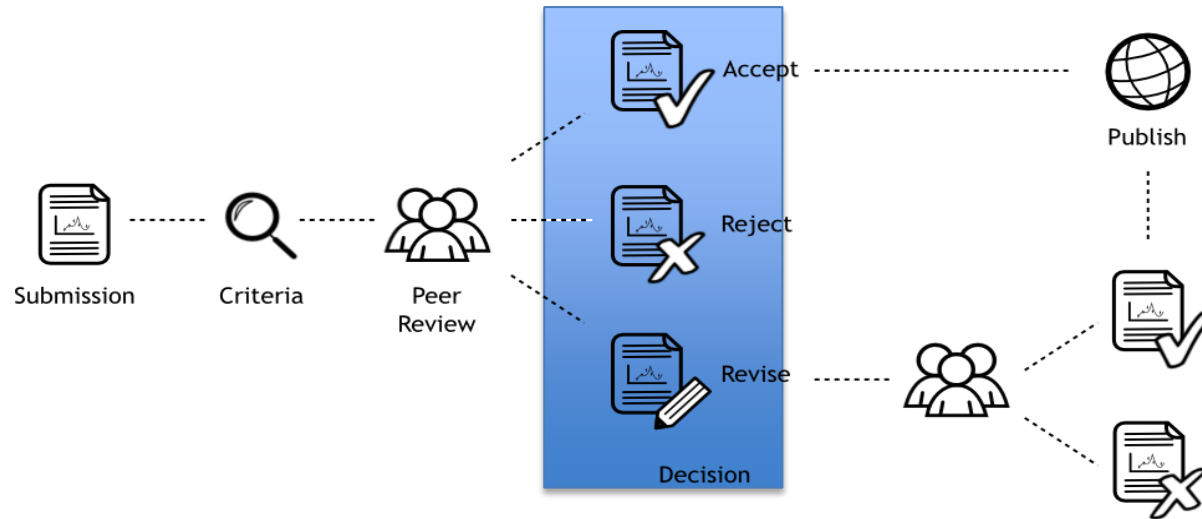
All papers are assessed by at least two people before a decision is made

B: Referee selection



- Referees are chosen based on:
 - Expertise
 - Independence
 - Availability
 - Previous record
- Single-blind peer review:
 - Referee knows who the author is Independence
 - Authors don't know who the referee is

C: Making a first decision - Quality Assessment by referee



- At least **two referee reports**-Adjudicator brought in if reports disagree
- Decision is based on reports sent to the editorial team
- Immediate acceptance is unusual but does happen
- Rejection is normal-50% rate common in quality journals
- Usually revisions based on suggestions by the referees

C: Making a first decision - Quality Assessment by referees

- **ORIGINALITY, SCIENTIFIC RIGOUR, SIGNIFICANCE**

- All referees are asked to consider these three qualities

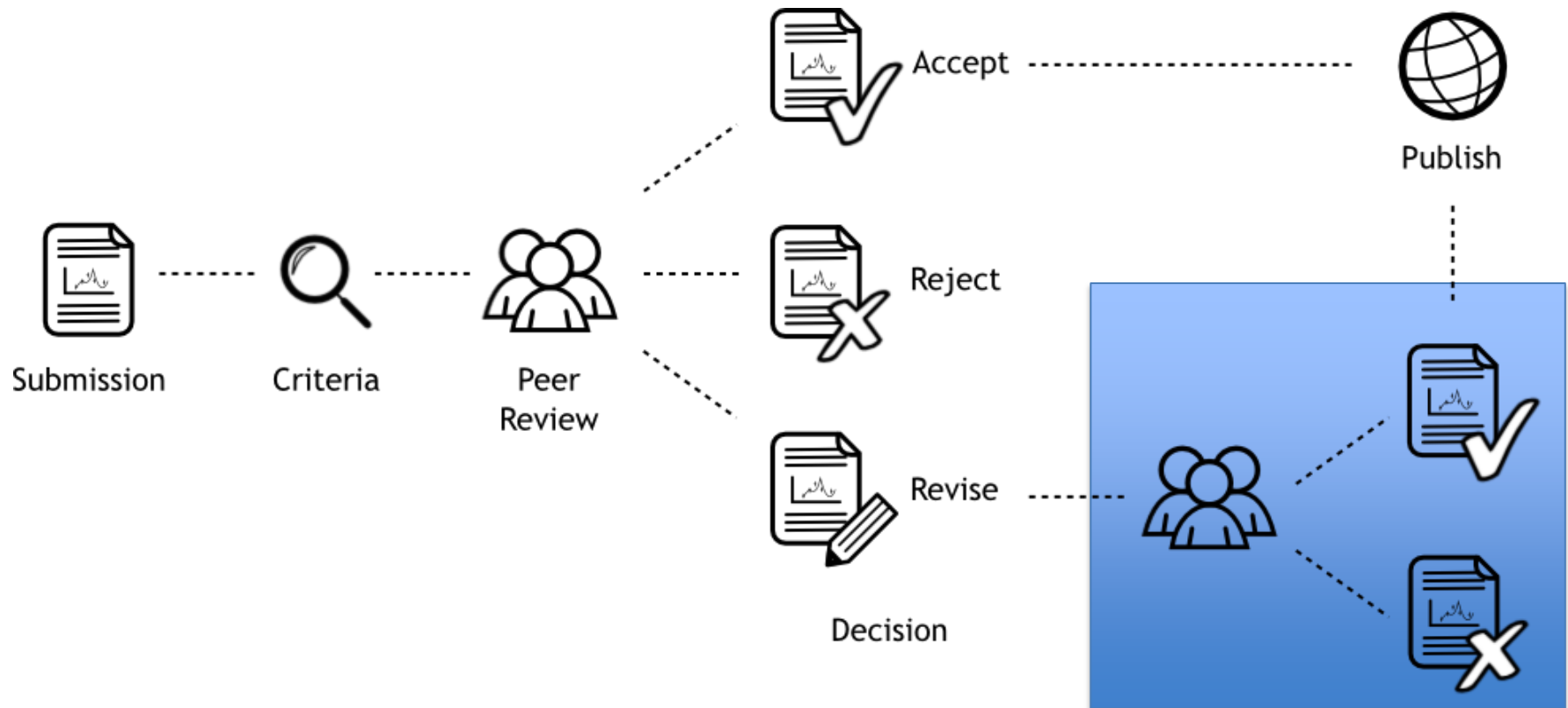
- Score on a 1-10 basis (1=low, 10=high) in three categories

- Some questions as referees' guideline

- What impact will this article have in the field? (High, medium, low)
- Has the author made reference to the most recent and most appropriate work? (Yes, no)
- Is the article well written and the work clearly communicated? (Yes, no)
-

- **A good score is essential !**

D: Following revision

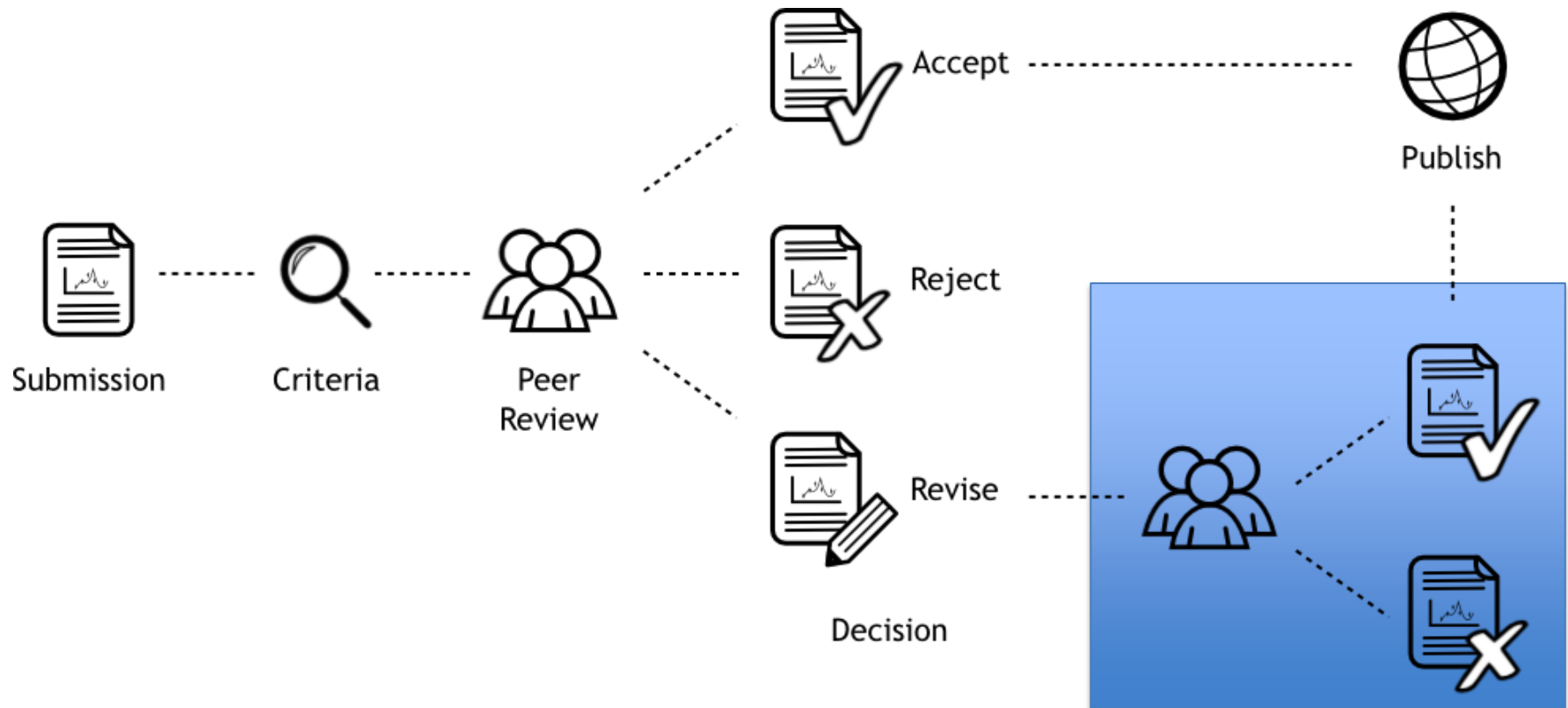


Peer review: Responding to referees' comments

- Read each referee's report carefully -> put away for a day!
- Read them again!
- Respond to each and every comment specifically
- Keep a list of your changes
- Where you disagree, explain why clearly
- If referee misses a point it is not necessarily his/her fault
- Be polite!
- Prepare a detailed covering letter with your response

FREE advice - use it!

D: Following revision



- Paper will be accepted if the referees are satisfied
- ...or rejected if the revisions are insufficient

Peer review: If your paper is accepted

- **Great** - Congratulations!
- The journal will expect you to check the final-proof rapidly
 - Nominate another person if you are unavailable
 - Give one copy of proofs to somebody else to read
 - Reply to editor's queries

Peer review: What if your paper is rejected?

- Use the advice you received to improve your paper
- You can re-write your paper and re-submit it to another journal
- If you think the decision was wrong most journals give you an opportunity to appeal

IOP's TOP 10

**Do's and don'ts for successfully publishing
your research**

Do...

1. **Check** the literature for similar results in your field
2. Use **references** that show context of your work and why is it new and significant
3. Decide whether you are writing for a specialist or non-specialist **audience**
4. Choose which journal you want to publish in **BEFORE** writing your paper
5. Spend a lot of time on your **title and abstract** – this will be what most people will see first

Do...

6. Keep **jargon** or technical terms to a minimum
7. **Avoid speculation** or anecdotes – keep to the facts and clearly state your conclusions
8. Keep it **concise** – even when there are no limits
9. Allow time for **rewriting**
10. Get **feedback** from colleagues to read your article before submitting

Don't

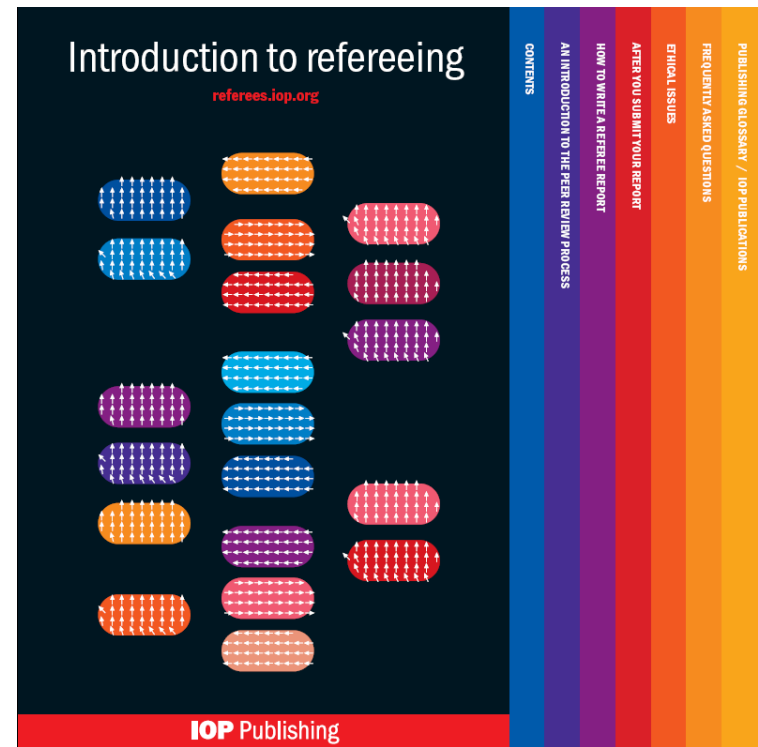
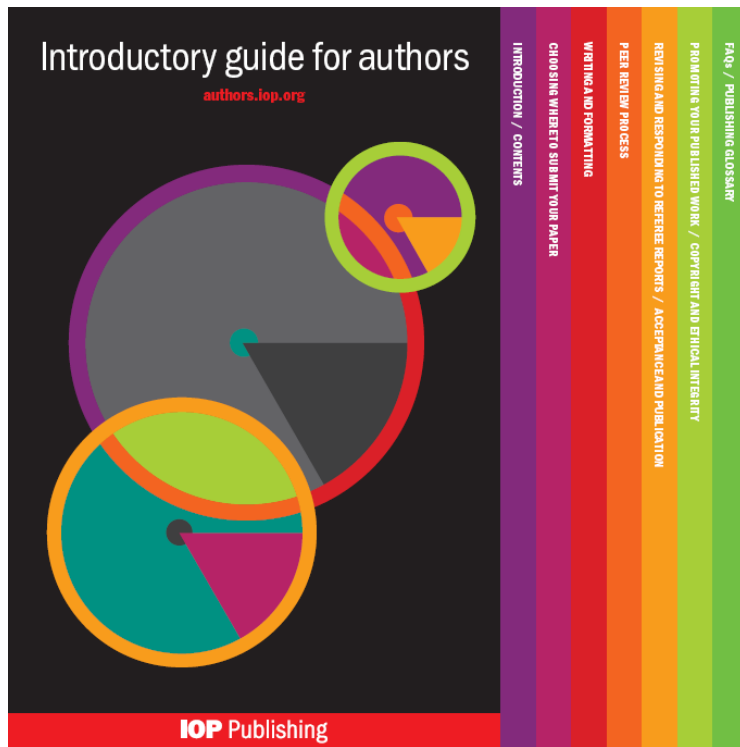
1. Fabricate, falsify or misrepresent data or results
2. Submit an article to more than one journal at a time
3. Add someone as a co-author without their permission
4. Exclude anyone who has made a significant contribution
5. Sign any forms on behalf of your co-authors unless you are authorized to do so

Don't

6. Copy and paste from other articles, including your own – this will be classed as plagiarism or duplicate publication
7. Forget to check you funders copyright/open access policy
8. Forget to disclose any potential conflicts of interest
9. Ignore any part of a reviewers reports
10. Take any criticisms of your work personally

Introduction to refereeing and Guide for authors

<http://www.ioppublishing.org/researchers>



Currently available in English, Chinese, Japanese and Spanish

More information...

- Introduction to refereeing
- IOP 审稿指南
- <http://images.iop.org/referees-chinese/>
- <http://images.iop.org/referees/>
- <http://referees.iop.org>
- 《IOP 作者指南》 (Introductory guide for authors)
 - <http://cms.iopscience.org/3205ba4f-d278-11e1-9b7a-4d5160a0f0b4/index.html>
 - <http://authors.iop.org/atom/usermgmt.nsf/AuthorServices>

Where to read and use IOP journals

- <http://iopscience.iop.org>

IOP Institute of Physics – 英国物理学会

- Institute of Physics, 76 Portland Place, London W1B 3NT United Kingdom
- 成立于1874年，原名为Physical Society，1970年由英国女王授权更名为Institute of Physics
- 国际著名学术机构之一，核心宗旨是在全球范围内推动和传播物理学的研究和应用，以及促进物理学教育的发展
- 在英国注册为非盈利性皇家慈善机构，注册号码:293851
- 在全球范围内拥有约5万名会员，其中约9千名国际会员
- www.iop.org

IOP Publishing (IOPP) - 英国物理学会出版社

- IOPP是IOP下属的非盈利性学术出版和传播机构、是全球领先的物理学及相关学科的信息传播机构之一
- IOPP采用商业运作方式 - 期刊订阅销售是其主要收入来源；但是把所有盈余全部上缴（捐赠）给IOP，因而从资金和知识传播两个方面，支持物理学发展的慈善事业
- 出版物包括：70余种著名物理学和相关学科的期刊 (Journals)、杂志 (Magazines)、物理学网站 (physicsweb.org, eprintweb.org, etc.)，和电子书 (ebooks)，等
- IOPscience.iop.org

IOP Beijing Office (英国物理学会北京代表处)

- 2000年7月7日在北京正式成立, **IOP Beijing Office**
- 联络和促进中英两国在物理学方面的友好合作, 中国著名的大学和研究机构, 中国科技部、中国科协、国家自然科学基金委、中国物理学会, 等
- **为中国物理学家向IOP期刊发表论文、作为审稿人或编委提供服务**
- **为中国作者向IOP期刊投稿提供预审服务和免费修改英文服务**

- **Contact us:** 英国物理学会北京代表处
- 北京市海淀区中关村南三街8号A楼512房间
- (中国科学院物理研究所内)
- 北京603信箱37号分箱 邮编: 北京 100190
- Tel: (010) 82649679, Fax: (010) 82649678

- Mobile: 13911326927(吕铭方教授), 15101616708 (熊春)

- E-mail: mingfang.lu@iop.org, chun.xiong@iop.org
- <http://china.iop.org>






World wide Submissions & Acceptances in 2014

No.	1 US	2 China	3 Germany	4 UK	5 France
Sub	5,410	8336	2,430	2,076	1,548
Acc	3,067	1990	1,673	1,329	1,003
接受率	55.7%	<u>27.3%</u>	<u>62.7%</u>	60.6%	57.6%

No	6 Japan	7 Italy	8 Spain	9 South Korea	10 Canada
Sub	1,480	1,310	997	1,410	838
Acc	852	792	574	497	446
接受率	54.1%	56.3%	52.2%	38.0%	50.5%

IOP Beijing Office – free pre-refereeing & English polishing for 8 IOP journals

Free pre-refereeing & English polishing for 8 IOP journals



Welcome to submit more quality papers to IOP journals

● Questions ?

Please contact:

Chun.xiong@iop.org

Mingfang.lu@iop.org

More at: IOPscience.iop.org, China.iop.org

GOOD LUCK!! 😊

Thank you!